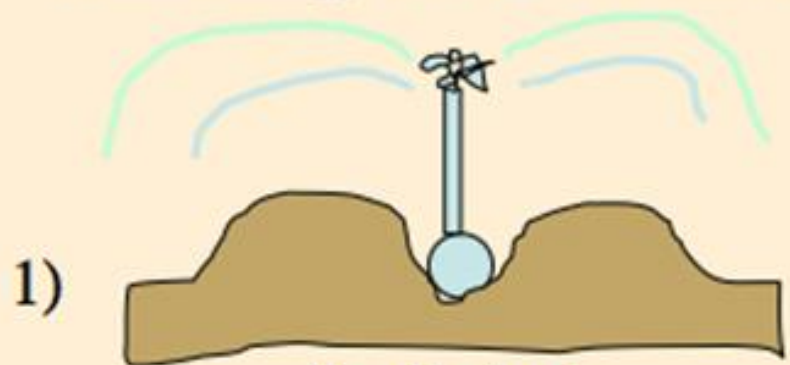



Planting to moisture



Pre irrigate



Germinate weeds



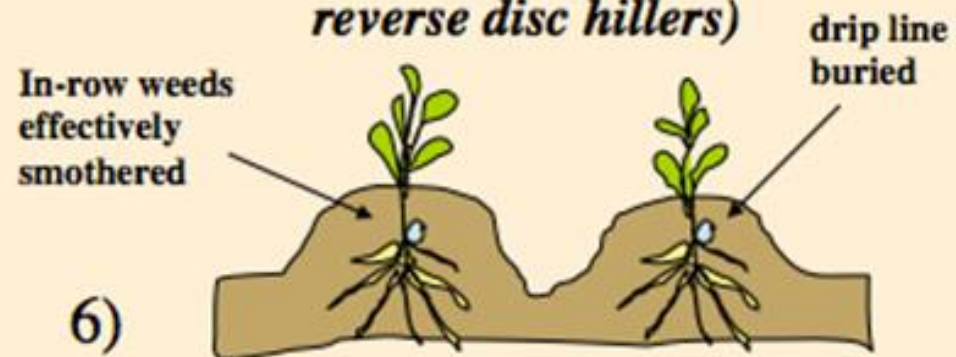
*Cultivate
(rolling cultivator)*



*Knock bed top off
Plant to moisture*



*First cultivation
(sweeps, knives and
reverse disc hillers)*



*Second cultivation
(rolling cultivator reforms bed)*

Recommendations:

- 1) Create “production blocks” to facilitate rotations**
- 2) Systematize production blocks**
 - a) Incorporate cover crop**
 - b) Form beds soon after incorporation**
 - c) Pre-irrigate (overhead) unless rainfall is adequate**
 - d) Work beds with rolling cultivator after weed emergence**
 - e) Shape beds and plant (direct sow or transplant)**
 - f) Overhead irrigate “as needed” to establish strong roots on small seeded and transplanted crops**
 - g) Dry down block and cultivate and hand hoe**
 - h) Switch from overhead to drip to finish off crops**
 - i) Flail mow and undercut beds post harvest to knock down weed seed heads and halt weed growth**
 - j) recycle beds or prep ground for cover crop**

